




**zoom**



**MEETING**



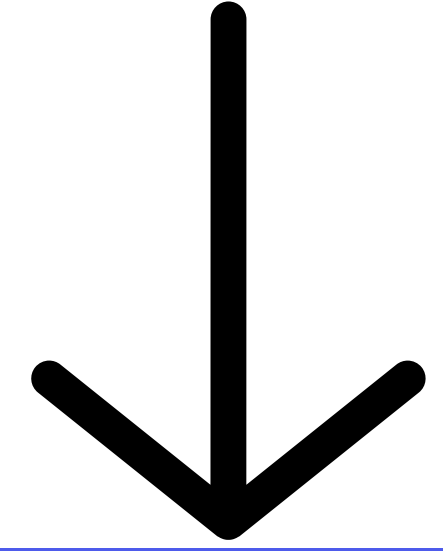
**FOR STUDENTS GRADES 3-5**

#1

# LOGIN TO CLEVER



## LAPTOP





# LOGIN TO CANVAS

Clever Mullen Elementary School Dashboard Portal

Viewing Portal as Mullen Elementary School View all your resources

PWCS Resources

Mullen Links

Research tools

Mathematics

PWCS Resources

Professional Resources

Clever Help Resources

Student Resources

Adobe Express SSO-only

Book Creator


Applied educational systems

Login to AES

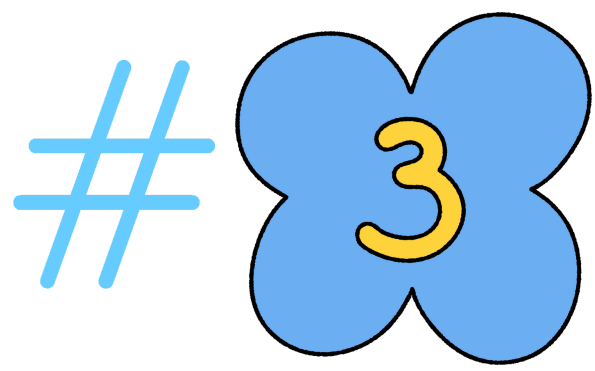
Code.org

Canvas

Customize portal



Canvas



Go to your homeroom course

Welcome,  
My Subjects



ART - GRADE


☰ *Nothing due today*

!



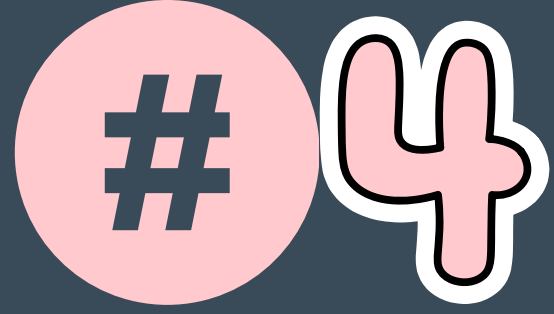
HOMEROOM- -YR-2024

☰ *Nothing due today*



MUSIC - GRADE

☰ *Nothing due today*



# Go to Resources

Homeroom-

-YR-2024

[Home](#) [Schedule](#) [Modules](#) [Resources](#)



No recent announcements



 Immersive Reader























Click  
Zoom - New

Home Schedule Modules Resources

Applications

 Zoom - New	 Class Notebook	 Clever	 Mastery Tracker	 Discovery Education (PW...	 World Book Online
 Gale In Context - Element...	 IXL Learning	 Badges	Nearpod	 Destiny Discover	 Destiny Library
 Wixie	 Microsoft OneDrive	 Newsela	 Microsoft Teams meetings	 DBQ Online	 Accredible Certificates &...
 Canva for Education					


# #6 CLICK JOIN

Mullen > Zoom - New

zoom Home Appointments

Your current Time Zone and Language are (GMT-5:00) Eastern Time (US and Canada), English

Upcoming Meetings Previous Meetings Cloud Recordings Get Training

Start Time	Topic	Section	Meeting ID
Today 8:30 AM			 <b>Join</b> Invitation

< 1 >

Account Home Subjects Groups Calendar Inbox History Mastery

Home Zoom - New Modules Assignments Quizzes Discussions People Pages Files Syllabus Class Notebook IXL Learning Badges Nearpod



click

Launch Meeting

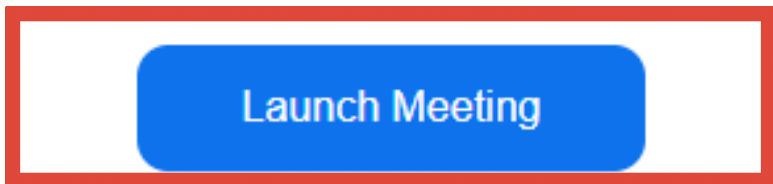
zoom

Support English ▾

Click **Open Zoom Meetings** on the dialog shown by your browser

If you don't see a dialog, click **Launch Meeting** below

By joining a meeting, you agree to our [Terms of Service](#) and [Privacy Statement](#)



Zoom uses cookies and similar technologies as described in our [cookie statement](#). You can manage your cookie settings or exercise your rights related to cookies through our Cookies Settings.

[Cookies Settings](#)

Now  
Browser





# Click 'Open Zoom Meetings'

PWCS Sites Clever | Portal

Support English

zoom

Open Zoom Meetings?

https://pwcs-zm-edu.zoom.us wants to open this application.

Always allow pwcs-zm-edu.zoom.us to open links of this type in the associated app

**Open Zoom Meetings** Cancel

Click **Open Zoom Meetings** on the dialog shown by your browser


If you don't see a dialog, click **Launch Meeting** below


By joining a meeting, you agree to our [Terms of Service](#) and [Privacy Statement](#)

Launch Meeting

Zoom uses cookies and similar technologies as described in our [cookie statement](#). You can manage your cookie settings or exercise your rights related to cookies through our Cookies Settings.

Cookies Settings





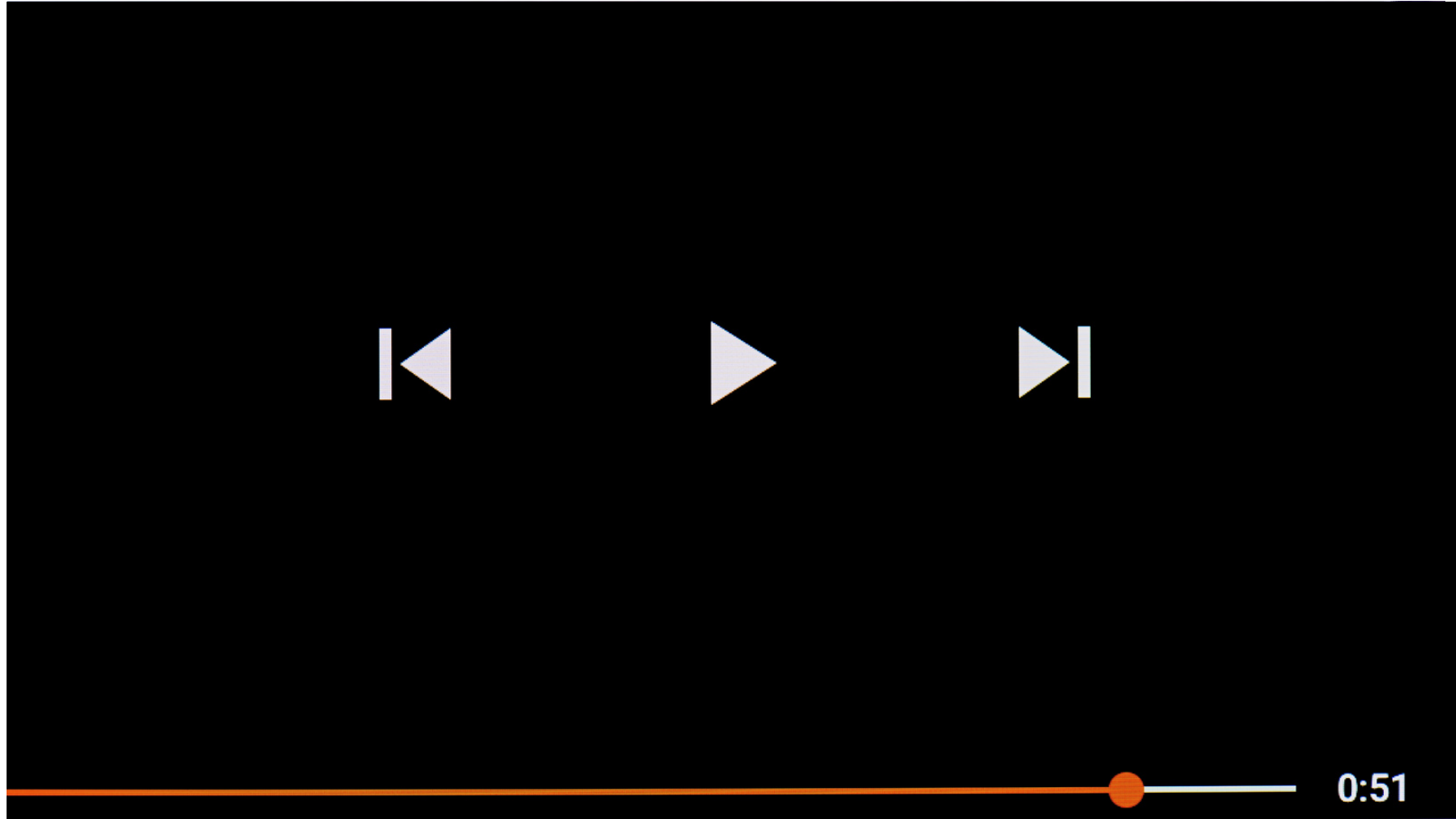
# CLICK JOIN

zoom

Support

English ▾

Video Preview ✕




Always show video preview dialog when joining

**Join**

[Having Issues with Zoom Client? Join from Your Browser](#)

#10


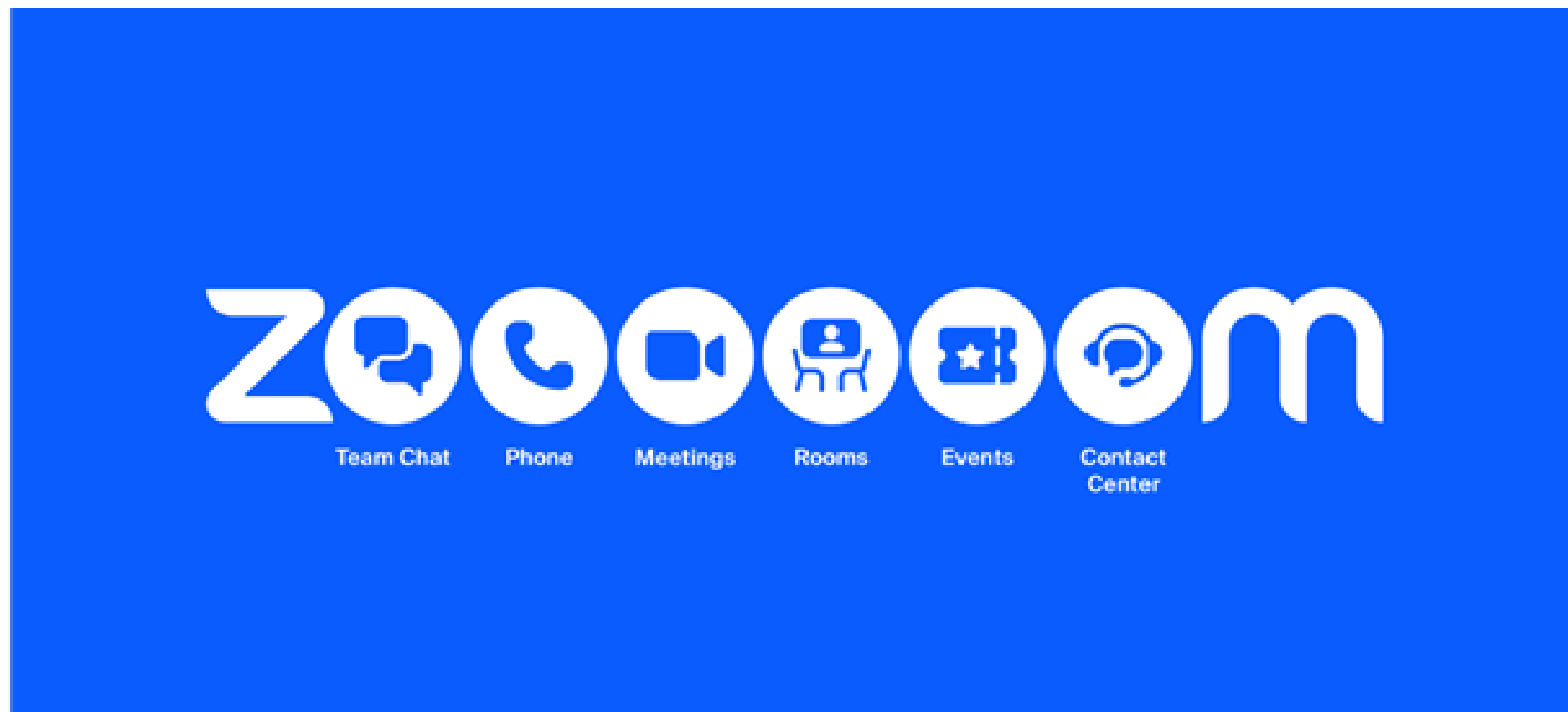
# WAIT FOR YOUR TEACHER TO LET YOU IN




Start at 8:30 AM

Waiting for the host to start the meeting


[Host Sign in](#) [Test Speaker and Microphone](#)





# JOIN WITH COMPUTER AUDIO

The screenshot shows a meeting join interface. At the top center, there is a blue button with the text "Join with Computer Audio" and a red border. Below the button is the text "Test Speaker and Microphone". In the bottom left corner, there is a red arrow pointing to a checkbox that is checked, with the text "Automatically join audio by computer when joining a meeting".



YOU SHOULD BE MUTED AND YOUR  
VIDEO ON